



SAY
HELLO



CALF MANAGEMENT EXPERTISE

Calf housing options from calf professionals

For more than 35 Years, Calf-Tel® has been listening. We listen to the most progressive farmers who put the „calf first“. When the welfare of the calf is the first priority – innovation in caring for them follows. The result is the industry leading product in this catalog and more productive herds.

Calf-Tel®. Heart Meets Smart.



CONTENTS



THIS IS WHAT MAKES IT A CALF-TEL®	4	
SYMBOLS	5	
PRODUCT COMPARISON	HOUSING CUSTOMIZER	6
THE O-SERIES	OVERVIEW	8
	20 64	10
	24 74	12
	35 85	14
THE I-SERIES	OVERVIEW	16
	16 44, 19 54	19
	22 64, 26 74	20
	30 84	21
GROUP HOUSING	54 98	22
SPECIAL ORDER PRODUCTS	14 53	24
	20 64 EFI	24
	17 54	25
ACCESSORIES		26
CALF-TEL® FENCES		28
CONTACT		31

THIS IS WHAT MAKES IT A CALF-TEL®

We Go with the Flow

Ventilation is critical in limiting respiratory illness and eliminating heat stress. The flow of air is strategically engineered into Calf-Tel® hutches, and enhanced by an extra-large adjustable ventilation opening (largest in the industry) for maximum comfort and breathability. Our indoor pen systems feature the AirMax panel for improved air-flow in challenging conditions.

We Promote Biosecurity


Calf-Tel's smooth surfaces don't have any pores, making them not only impervious to said undesirables, but super-easy to clean and maintain. When combined with proper management practices, calf raisers have found that our housing systems contribute to lower mortality, morbidity and overall treatment costs leading to enhanced calf growth.

Money Talks

For over 35 years, Calf-Tel® has been developing products that are built to stand the test of time. Longer lasting product leads to lower lifetime costs. Combine this with the cost savings and benefits of superior calf health and you can see why approximately 2 million calves are raised in Calf-Tel® housing systems worldwide each year.



- Superior Ventilation
- Exzellente Belüftung
- Превосходная вентиляция
- Ventilación superior
- Ventilation supérieure
- Ventilazione superiore
- Doskonała wentylacja
- Superior szellőzés
- Vynikající ventilace



- Opacity for UV Protection
- Blockiert UV Strahlung
- Блокирует УФ-излучение
- Bloquea la radiación UV
- Bloque le rayonnement UV
- Blocca la radiazione UV
- Blokuje promieniowanie UV
- Az UV sugárzást blokolja
- Blokuje UV záření



- Easy to clean
- Leicht zu reinigen
- Легко очистить
- Fácil de limpiar
- Facile à nettoyer
- Facile da pulire
- Łatwe do czyszczenia
- Könnyen tisztítható
- Snadno se čistí




- Superior Durability
- Hervorragende Haltbarkeit
- Превосходная долговечность
- Durabilidad superior
- Durabilité supérieure
- Durata superiore
- Doskonała wytrzymałość
- Vynikající trvanlivost




SYMBOLS

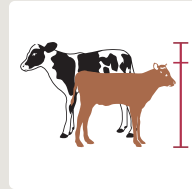
Product Features & Benefits




- Suitable for small breeds
- Geeignet für kleine Rassen
- Подходит для небольших пород
- Adecuado para razas pequeñas
- Convient aux petites races
- Adatto a piccole razze
- Odpowiedni dla małych ras
- Alkalmas kis fajtákhoz
- Vhodné pro malé plemena



- Suitable for large breeds
- Geeignet für große Rassen
- Подходит для крупных пород
- Adecuado para razas grandes
- Convient aux grandes races
- Adatto a grandi razze
- Odpowiedni dla dużych ras
- Nagy fajtákhoz alkalmas
- Vhodné pro velké plemena



- Suitable for all size breeds
- Geeignet für alle Größen
- Подходит для всех пород
- Adecuado para razas de todos los tamaños
- Convient à toutes les races de taille
- Adatto a tutte le razze taglia
- Odpowiedni dla ras wszystkich rozmiarów
- Minden fajtákhoz alkalmas
- Vhodné pro všechny velikosti plemen




- For group housing
- Für Gruppenhaltung
- Для группового жилья
- Para vivienda grupal
- Pour le logement de groupe
- Per alloggi di gruppo
- Do mieszkania grupowego
- Csoporthoz házhoz
- Pro skupinové bydlení




- Raise indoors
- Aufzucht drinnen
- Поднять в помещении
- Levantar dentro
- Élever à l'intérieur
- Alza al chiuso
- Podnieś w domu
- Emelje fel a helyiségben
- Zvedněte se uvnitř




- For colder climates
- Für kälteres Klima
- Для холодного климата
- Para climas más fríos
- Pour les climats plus froids
- Per climi più freddi
- W chłodniejsze klimaty
- A hidegebb éghajlatoknál
- Pro chladnější klima




- For hotter climates
- Für wärmeres Klima
- Для жаркого климата
- Para climas más cálidos
- Pour les climats plus chauds
- Per climi più caldi
- Dla cieplejszych klimatów
- Forróbb éghajlaton
- Pro horké klima



- For all climates
- Für jedes Klima
- Для каждого климата
- Para todos los climas
- Pour tous les climats
- Per tutti i climi
- Dla wszystkich klimatów
- Minden éghajlata
- Pro všechna klima











- Time spent in housing
- Dauer der Unterbringung
- Время, проведенное в жилье
- Tiempo dedicado a la vivienda
- Temps passé dans le logement
- Tempo trascorso in casa
- Czas spędzony w mieszkaniu
- A lakásban töltött idő
- Čas strávený v bydlení








- Raise outdoors
- Aufzucht im Freien
- Поднять на открытом воздухе
- Elevar al aire libre
- Élever dehors
- Sollevare all'aperto
- Podnieś na zewnątrz
- Emelje fel a szabadban
- Zvedněte venku

HOUSING CUSTOMIZER


O-SERIES (OUTDOOR)

	New Product Name (Old Product Name)	Interior Size in m ²	Imperial Dimensions	Outside L × W × H	Inside Usable Calf Space	Weight	Base Option	
	20 64 ECO	2.0	6' × 4'	187 × 118 × 137 cm 73.5" × 46.5" × 54"	179 × 110 × 122 cm 70.5" × 43.5" × 48"	21 kg 46 lbs		
	24 74 PRO II / DELUXE II	2.4	7' × 4'	220 × 122 × 140 cm 86.5" × 48" × 55"	212 × 114 × 124 cm 83.5" × 45" × 49"	33 kg 73 lbs		
	35 85 XXL	3.5	8' × 5'	250 × 154 × 151 cm 98.5" × 60.5" × 59.5"	243 × 146 × 136 cm 95.5" × 57.5" × 53.5"	43 kg 95 lbs		—

I-SERIES (INDOOR)

	16 44 Maternity Pen	1.6	4.5' × 4'	135 × 122 × 114 cm 4.5' × 4' × 3.75'	—	43 kg 95 lbs	—	—
	19 54 5' Pen	1.9	5' × 4'	152 × 122 × 114 cm 5' × 4' × 3.75'	—	47 kg 103 lbs	—	—
	22 64 6' Pen	2.2	6' × 4'	183 × 122 × 114 cm 6' × 4' × 3.75'	—	Starting at*: 51 kg / 113 lbs	—	—
	26 74 7' Pen	2.6	7' × 4'	213 × 122 × 114 cm 7' × 4' × 3.75'	—	Starting at*: 56 kg / 123 lbs	—	—
	30 84 8' Pen	3.0	8' × 4'	244 × 122 × 114 cm 8' × 4' × 3.75'	—	60 kg 133 lbs	—	—

GROUP HOUSING

				Outside L × W × H	Inside Usable Calf Space		
	54 98 MULTIMAX	5.4	9' × 8'	220 × 273 × 183 cm 86.5" × 107.5" × 72"	208 × 259 × 180 cm 82" × 102" × 71"	107 kg 235 lbs	—

* Weight depends on selected side panel

Front Opening Options Optional Feed Door Optional Bottle Holder Rear Door Options Optional Rear Vents Optional Fences

		-	-	-					-		
Full open	Right Entry	-	-	-	Chute	Wire	Bedding Door	Flat Back Door	-	Wire Fence	Comfort Fence
Full open	Right Entry	Left Entry	Left	Right	Chute	Wire	Bedding Door	Flat Back Door	Optional	Wire Fence	Comfort Fence
Full open	Right Entry	Left Entry	Left	Right	Chute	Wire	Bedding Door	Flat Back Door	Optional	Wire Fence	Comfort Fence

Side Panel Options Back Panel Options

		-	-	-					-
Solid	Window	-	-	-	Chute	Wire	Window	Airmax	-
-	-		-	-					-
-	-	Airmax	-	-	Chute	Wire	Window	Airmax	-
			-	-					-
Solid	Window	Airmax	-	-	Chute	Wire	Window	Airmax	-
			-	-					-
Solid	Window	Airmax	-	-	Chute	Wire	Window	Airmax	-
-	-		-	-					-
-	-	Airmax	-	-	Chute	Wire	Window	Airmax	-

Optional Back Vent

-	-	-	-	-	-			
-	-	-	-	-	-	Upper Back Vent Doors	With Solid Back	Comfort Fence

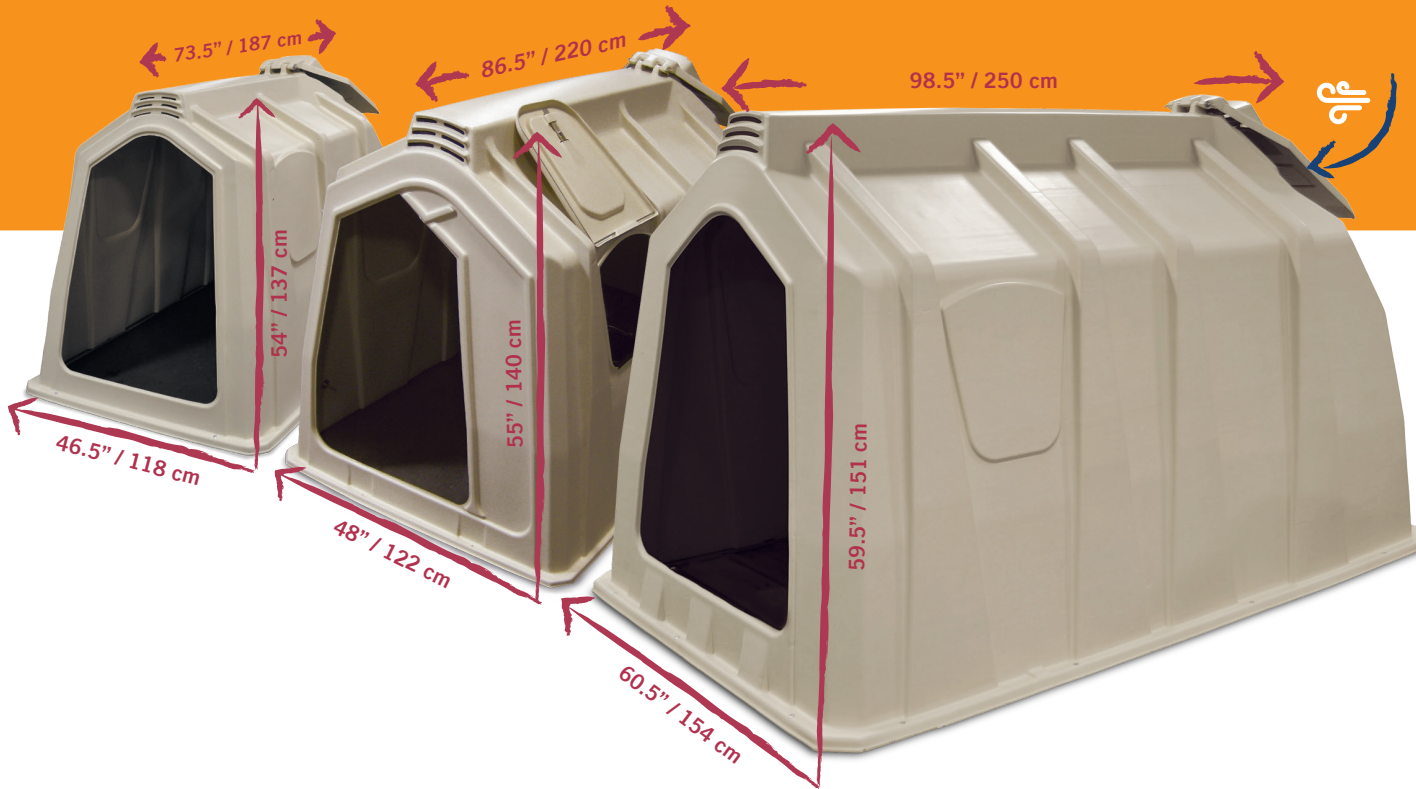


CALF-TEL® O-SERIES


20 | 64

24 | 74

35 | 85



— Outer dimensions



FLAT BACK DOOR

NEW



Optional flat back door for maximum ventilation.

REAR BEDDING DOOR



XXL-Sized bedding door on the back. Maximum ventilation – comfortable access.



Optional feeding doors on right or left side with inside feeding station.



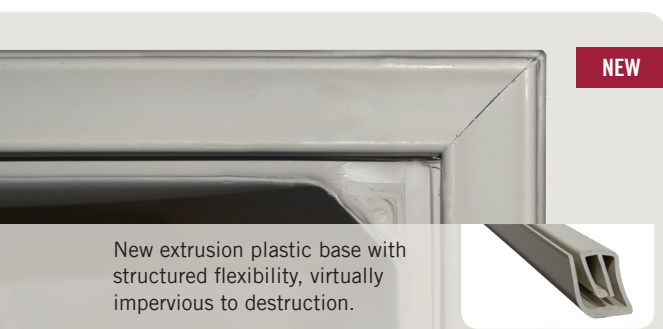
Base alternatives



Fully rigid, steel pipe perimeter base.

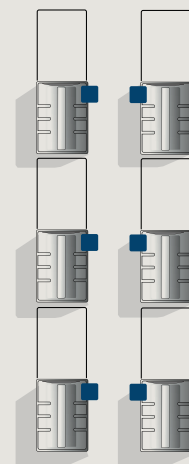
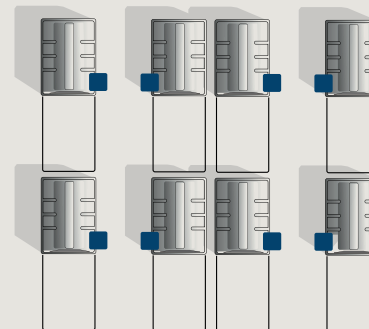
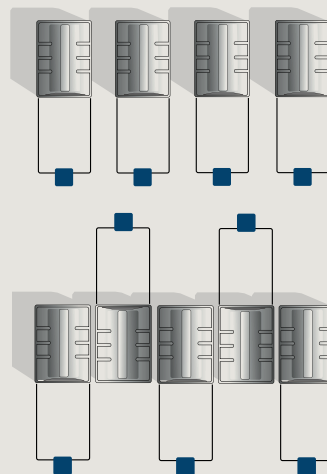


NEW



New extrusion plastic base with structured flexibility, virtually impervious to destruction.

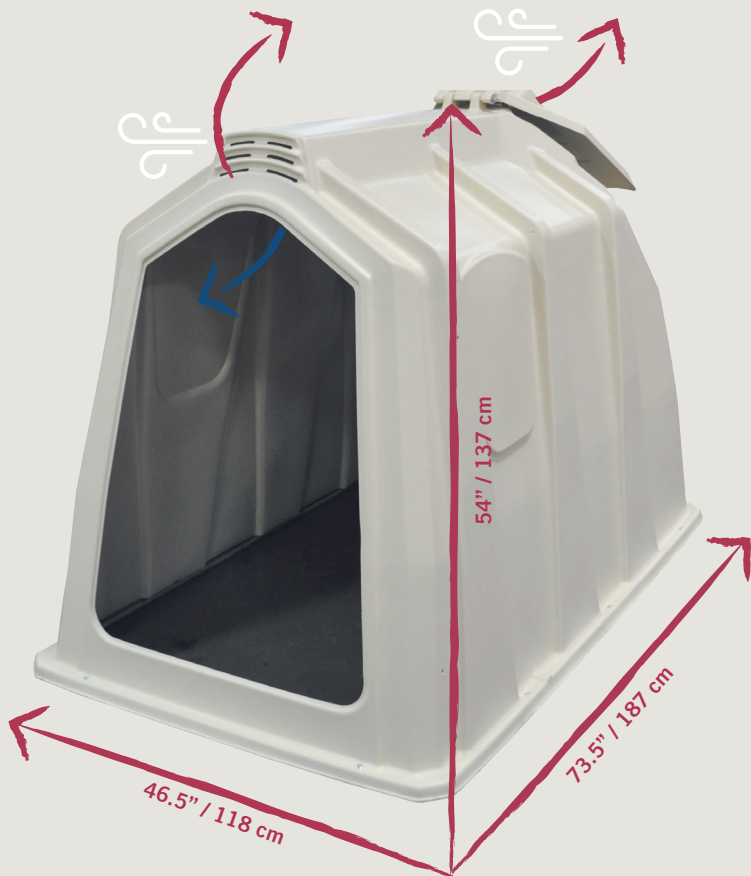
Site Layout examples



FOR FENCE OPTIONS SEE PAGE 28/29



20 | 64




— Outer dimensions




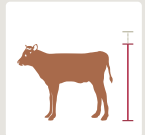








✓ 0 – 8 weeks

INTERIOR SIZE IN M ²	2.0
IMPERIAL DIMENSIONS	6' × 4'
OUTSIDE L×W×H	187 × 118 × 137 cm 73.5" × 46.5" × 54"
INSIDE USABLE CALF SPACE L×W×H	179 × 110 × 122 cm 70.5" × 43.5" × 48"
WEIGHT	21 kg 46 lbs

BASE OPTIONS	 Pipe	 Extrusion
FRONT OPENING OPTIONS	 Full open	 Right Entry
REAR DOOR OPTIONS	 Bedding Door	 Flat Back Door
LOWER REAR VENT	Not available	
OPTIONAL FEED DOOR	Not available	
OPTIONAL BOTTLE HOLDER	 Chute	 Wire
OPTIONAL FENCES	 Wire Fence	 Comfort Fence



PRODUCT FEATURES & BENEFITS

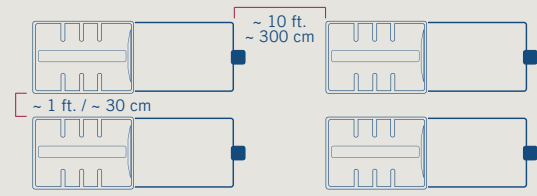
		 < 30 / 31 – 60 DAYS		
		 < 30 / 31 – 75 DAYS		

**„We know that Calf-Tel®
hutches raise the
healthiest calves and we
can rely on them for
many many years to come“**

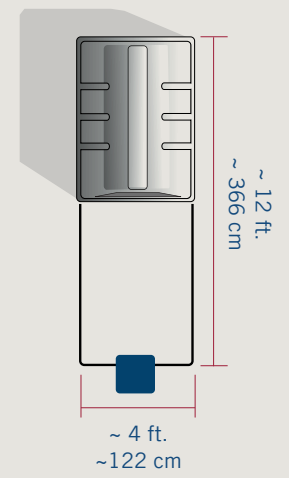
STEFANO BASSANI



Consider spacing needs between hutches. Keep at least 10 feet / 300 cm between each row and 1 foot / 30 cm between each hutch to prevent calves from touching and reduce the spread of disease. Make sure to allow enough space to access hutches with feeding and bedding equipment to maximize labor efficiency.




Dimensions with standard fence



■ Feeding Station



24 | 74



Outer dimensions




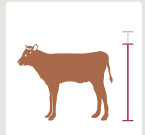








0 – 8 weeks


INTERIOR SIZE IN M ²	2.4
IMPERIAL DIMENSIONS	7' × 4'
OUTSIDE L × W × H	220 × 122 × 140 cm 86.5" × 48" × 55"
INSIDE USABLE CALF SPACE L × W × H	212 × 114 × 124 cm 83.5" × 45" × 49"
WEIGHT	33 kg 73 lbs

BASE OPTIONS	 Pipe	 Extrusion	
FRONT OPENING OPTIONS	 Full open	 Right Entry	 Left Entry
REAR DOOR OPTIONS	 Bedding Door	 Flat Back Door	
LOWER REAR VENT	 Optional		
OPTIONAL FEED DOOR	 Left Feed Door	 Right Feed Door	
OPTIONAL BOTTLE HOLDER	 Chute	 Wire	
OPTIONAL FENCES	 Wire Fence	 Comfort Fence	

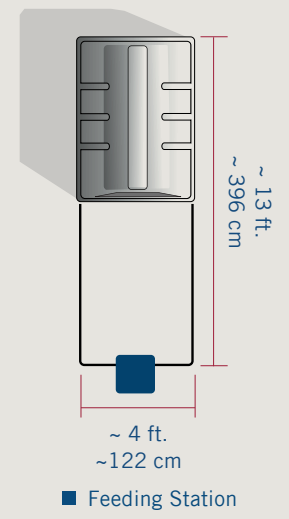


PRODUCT FEATURES & BENEFITS

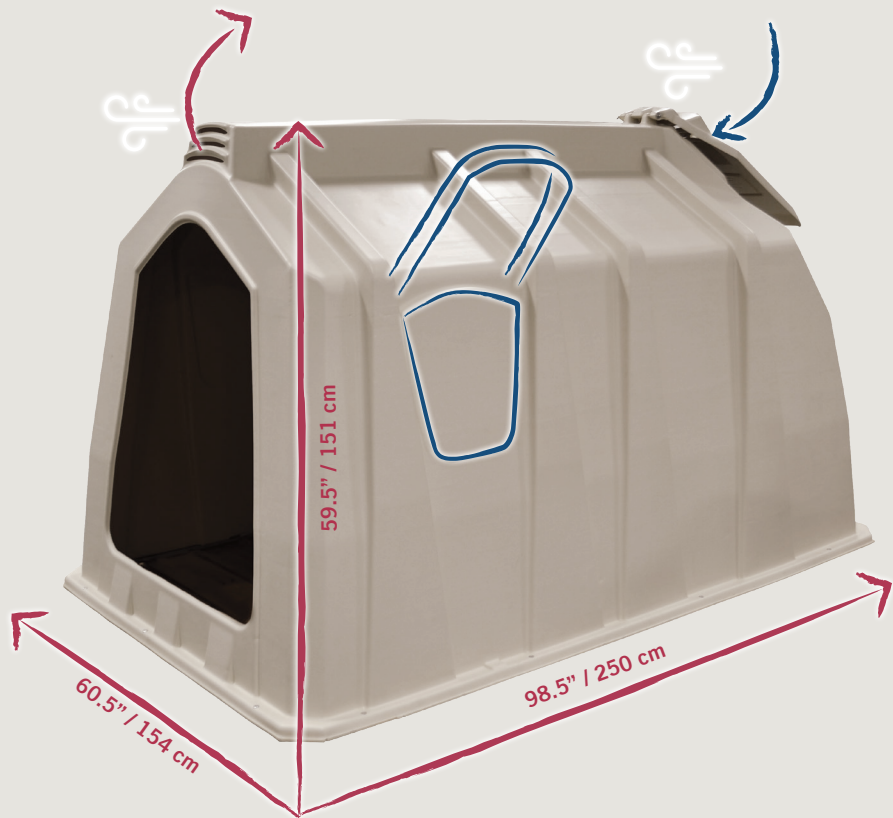


Dimensions with standard fence





35 | 85



Outer dimensions




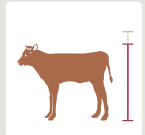








0 – 12 weeks

INTERIOR SIZE IN M ²	3.5
IMPERIAL DIMENSIONS	8' × 5'
OUTSIDE L×W×H	250 × 154 × 151 cm 98.5" × 60.5" × 59.5"
INSIDE USABLE CALF SPACE L×W×H	243 × 146 × 136 cm 95.5" × 57.5" × 53.5"
WEIGHT	43 kg 94 lbs

BASE OPTIONS		Pipe		
FRONT OPENING OPTIONS	 Full open	 Right Entry	 Left Entry	
REAR DOOR OPTIONS		Bedding Door		
LOWER REAR VENT		Optional		
OPTIONAL FEED DOOR		Left Feed Door		Right Feed Door
OPTIONAL BOTTLE HOLDER		Chute		Wire
OPTIONAL FENCES		Wire Fence		Comfort Fence

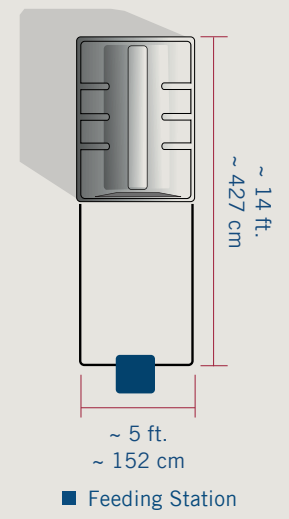


PRODUCT FEATURES & BENEFITS

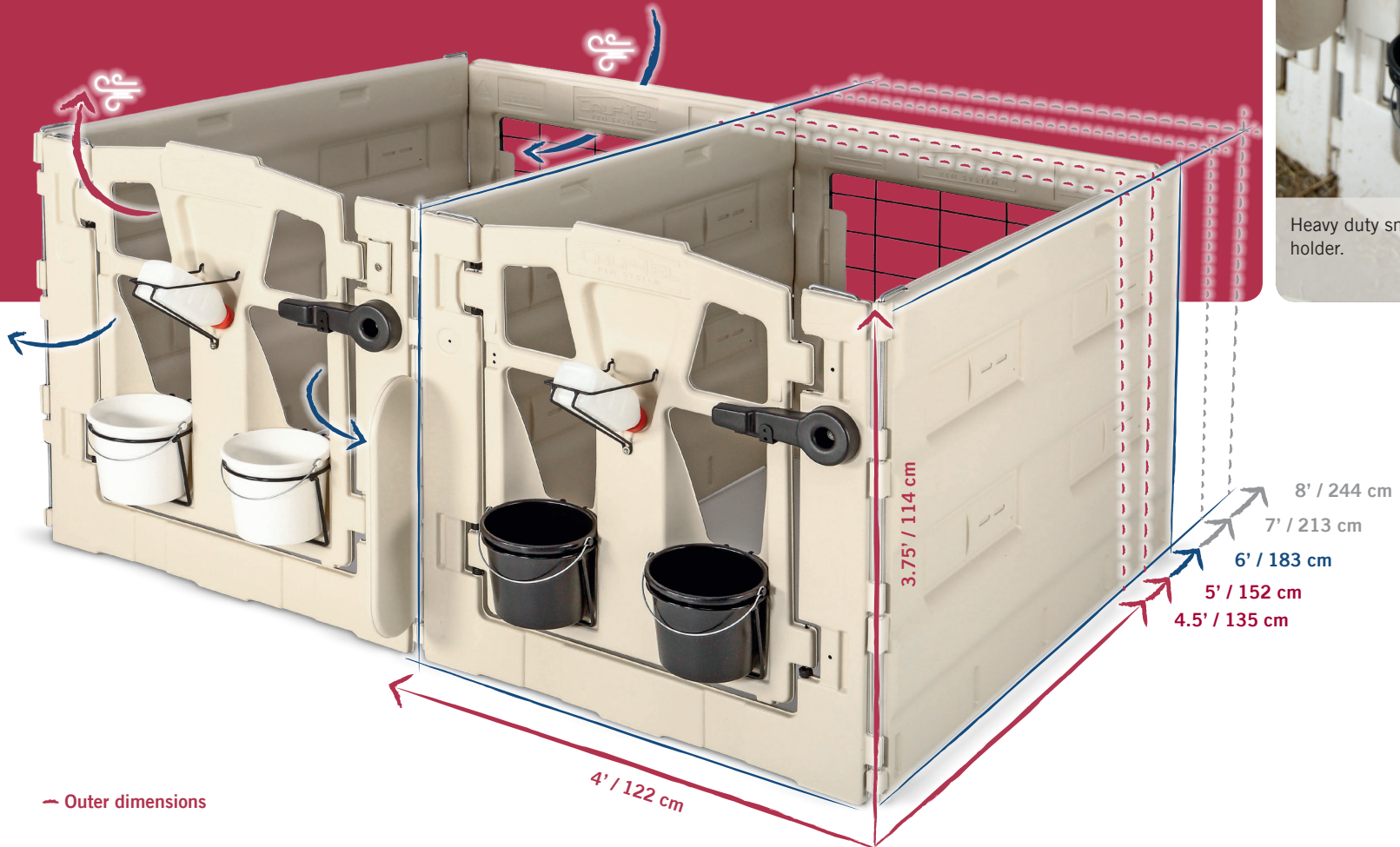


Dimensions with standard fence





CALF-TEL® I-SERIES



— Outer dimensions




Heavy duty snap-in pail holder.



STANDARD BACK PANEL

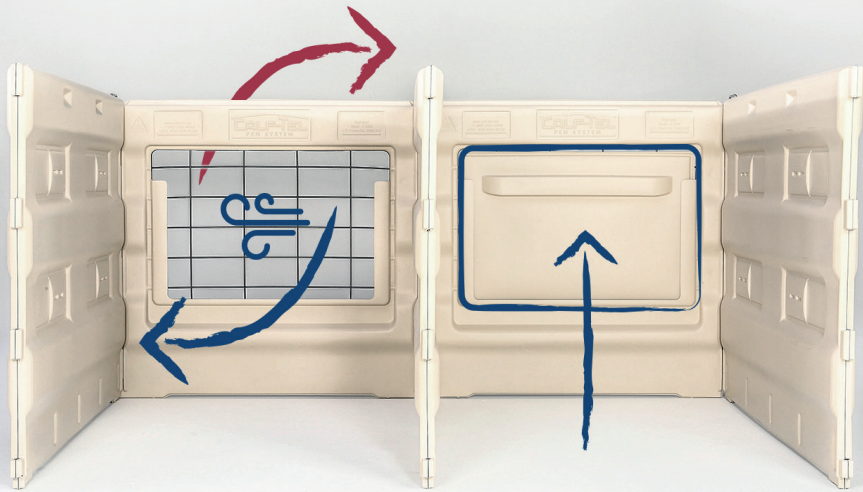


Slots on the side wall for variable insulation.

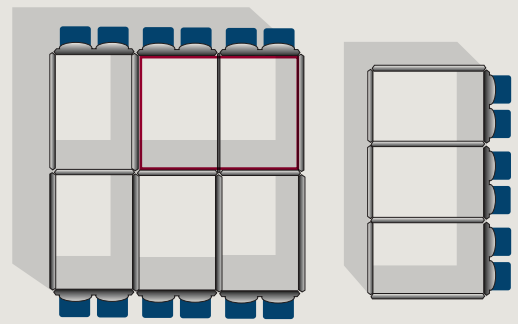


Customized fit between front panels and rear panels using L-Rod connector.

AIRMAX BACK PANEL



SITE LAYOUTS




When using the AirMax back, the pen system can only be configured side-by-side.

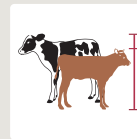
- Feeding Station



THE GROUP LOOP



PRODUCT FEATURES & BENEFITS





16 | 44



19 | 54



INTERIOR SIZE IN M² 1.6

IMPERIAL DIMENSIONS 4.5' × 4'

OUTSIDE L×W×H 135 × 122 × 114 cm | 4.5' × 4' × 3.75'

WEIGHT 43 kg | 95 lbs

INTERIOR SIZE IN M² 1.9

IMPERIAL DIMENSIONS 5' × 4'

OUTSIDE L×W×H 152 × 122 × 114 cm | 5' × 4' × 3.75'

WEIGHT 47 kg | 103 lbs

SIDE PANEL OPTIONS



Solid



Windows

SIDE PANEL OPTIONS



Airmax

BACK PANEL OPTIONS



Windows



Airmax

BACK PANEL OPTIONS



Windows



Airmax

OPTIONAL BOTTLE HOLDER



Chute



Wire

OPTIONAL BOTTLE HOLDER



Chute



Wire



22 | 64



INTERIOR SIZE IN M² 2.2

IMPERIAL DIMENSIONS 6' x 4'

OUTSIDE L x W x H 183 x 122 x 114 cm | 6' x 4' x 3.75'

WEIGHT Starting at: 51 kg | 113 lbs

26 | 74



INTERIOR SIZE IN M² 2.6

IMPERIAL DIMENSIONS 7' x 4'

OUTSIDE L x W x H 213 x 122 x 114 cm | 7' x 4' x 3.75'

WEIGHT Starting at: 56 kg | 123 lbs

SIDE PANEL OPTIONS



Solid



Windows




Airmax

BACK PANEL OPTIONS



Windows



Airmax

OPTIONAL BOTTLE HOLDER



Chute



Wire

SIDE PANEL OPTIONS



Solid



Windows




Airmax

BACK PANEL OPTIONS



Windows



Airmax

OPTIONAL BOTTLE HOLDER



Chute



Wire



30 | 84



INTERIOR SIZE IN M² 3.0

IMPERIAL DIMENSIONS 8' x 4'

OUTSIDE L x W x H 244 x 122 x 114 cm | 8' x 4' x 3.75'

WEIGHT 60 kg | 133 lbs

SIDE PANEL OPTIONS



Airmax

BACK PANEL OPTIONS



Windows



Airmax

OPTIONAL BOTTLE HOLDER



Chute



Wire

„The Calf-Tel[®] pen system is the easiest to set up for any indoor raising style and can grow with our herd.“

JOHANN LUKEN





GROUP HOUSING



54 | 98




INTERIOR SIZE IN M ²	5.4
IMPERIAL DIMENSIONS	9' × 8'
OUTSIDE L × W × H	220 × 273 × 183 cm 86.5" × 107.5" × 72"
INSIDE USABLE CALF SPACE L × W × H	208 × 259 × 180 cm 82" × 102" × 71"
WEIGHT	107 kg 235 lbs

OPTIONAL BACK VENT



Upper back vent doors



Closed back

OPTIONAL FENCES





Comfort Fence

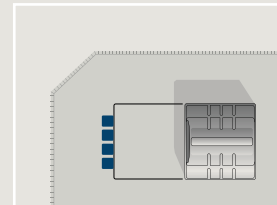
— Outer dimensions



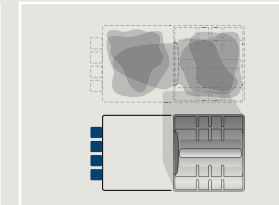
PRODUCT FEATURES & BENEFITS




COMMON WAYS THE MULTIMAX IS USED:



Prepared Site:
Place the MultiMax on a well-drained surface (gravel, crushed stone or sand). This will keep calves dry and healthy. Outside pen required.



Rotating Site:
Place one MultiMax in a small pasture and move the unit and its pen periodically.



Large Common Pasture:
Place multiple MultiMax's in a large pasture with bigger groups. Position the units near each other, as the herd will not separate to housing in different locations.

**„Calf-Tel® is the best value.
The product is healthy for
the calf and easy for the
producer.“**

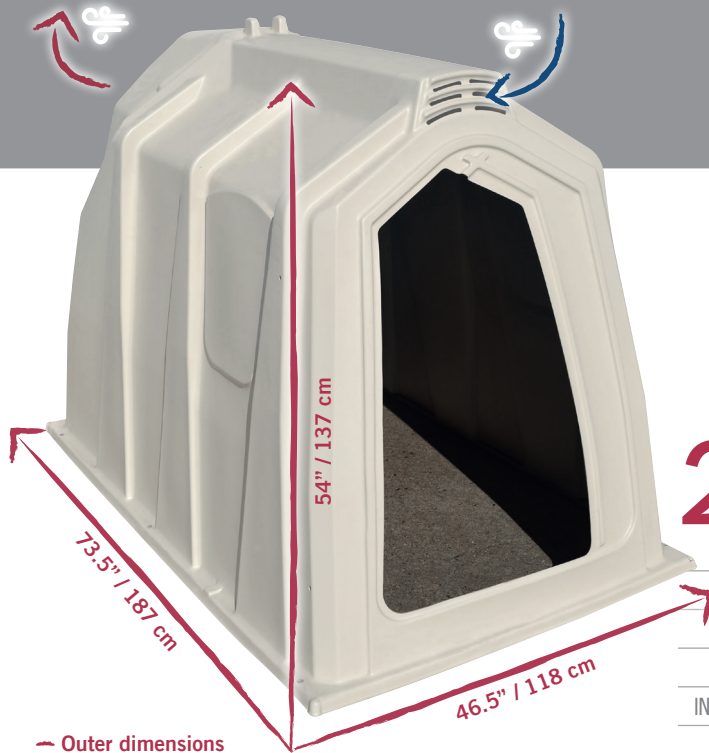
STANISLAW KASPROVICZ



**FOR FENCE OPTIONS
SEE PAGE 30**

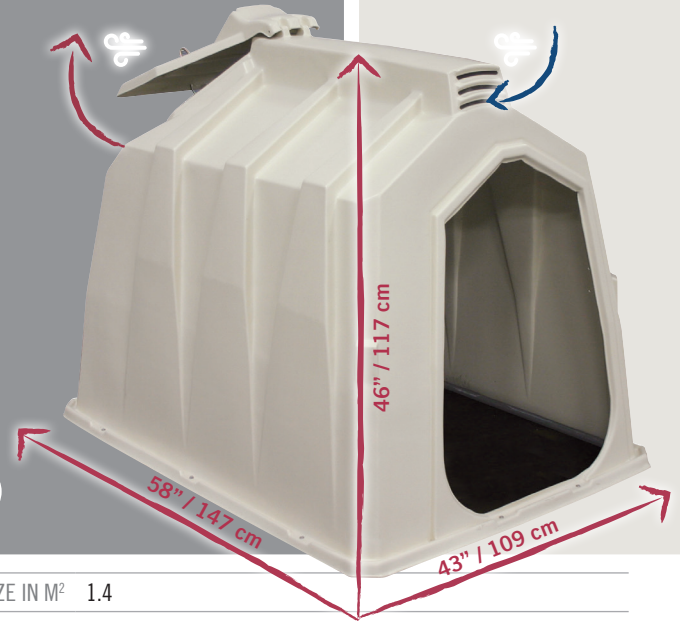
CALF-TEL[®] SPECIAL ORDER PRODUCTS

CONTACT YOUR CALF-TEL REPRESENTATIVE FOR MORE INFORMATION AND ORDERING INSTRUCTIONS.



← Outer dimensions

14 | 53



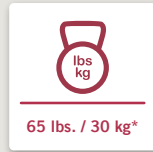
INTERIOR SIZE IN M ²	1.4
IMPERIAL DIMENSIONS	5' × 3.5'
OUTSIDE L × W × H	147 × 109 × 117 cm 58" × 43" × 46"
INSIDE USABLE SPACE, L × W × H	140 × 102 × 104 cm 55" × 40" × 41"
WEIGHT	17 kg 38 lbs

20 | 64 EFI

INTERIOR SIZE IN M ²	2.0
IMPERIAL DIMENSIONS	6' × 4'
OUTSIDE L × W × H	187 × 118 × 137 cm 73.5" × 46.5" × 54"
INSIDE USABLE SPACE, L × W × H	179 × 110 × 122 cm 70.5" × 43.5" × 48"
WEIGHT	19 kg 42 lbs

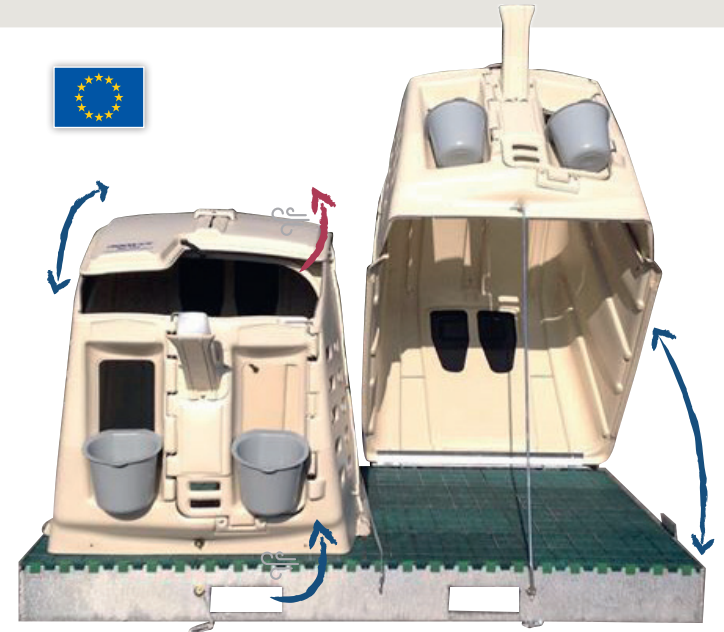

17 | 54

- ✓ Easy to move, manage and maintain your units.
- ✓ Much easier to clean than wood hutches.
- ✓ Minimizes bedding, feed times and general labor.
- ✓ Fits inside of a standard 8' x 5' wood base and provides more room for the calf.



*hutch only

PRODUCT FEATURES & BENEFITS



CALF-TEL® ACCESSORIES



NEW



Direct attach pail
Attaches to Calf-Tel® Fence Panel and ECS
without the need for extra hardware or pail holder.
8 QT capacity. Available in gray and black.



Hay Rack: Pen, Fence & Hutch Mount available.



Pro and Deluxe Replacement Base.



L-Rod Attaches fence to hutch.



MultiMax Lifting Bracket.



6.3 Quart / 6 L Nipple Pail fence mounted.



8.5 Quart / 8 L Heavy Duty Plastic Pail.



Feed-Saver Cover fence mounted.



Heavy duty front Door.
For Calf-Tel® Pro-, Deluxe-, XXL.



Thinsulate™ Lined Calf Blanket.



Heavy Duty Double Pail Holder, Hutch Mount.



Heavy Duty Single Pail Holder, Hutch Mount.



Double Pail Holder, Fence Mount.



Single Pail Holder, Fence Mount.



Bottle with Nipple in 2, 3, or 4 quart size.



Chute Style Bottle Holder:
Pen, Fence & Hutch Mount available.



Bottle Holder and Attachments:
Pen, Fence & Hutch Mount available.



Fluid Feeders, 1 gallon size.



Hutch Vent Covers.
For all: Pro II, Deluxe II & XXL.



Pro and Deluxe Rear Vent Door.
Not for: Pro II / Deluxe II.



Deluxe Hutch Side Door.
Not for: Pro II / Deluxe II.



Pro II and Deluxe II Rear Bedding Door.
Only for: Pro II / Deluxe II.



Deluxe II Hutch Side Door.
Only for: Pro II / Deluxe II.



MultiMax Rear Vent Door.



Pen System Wall Bracket.




Group Loop for 6' and 7' Pen Systems.

More information

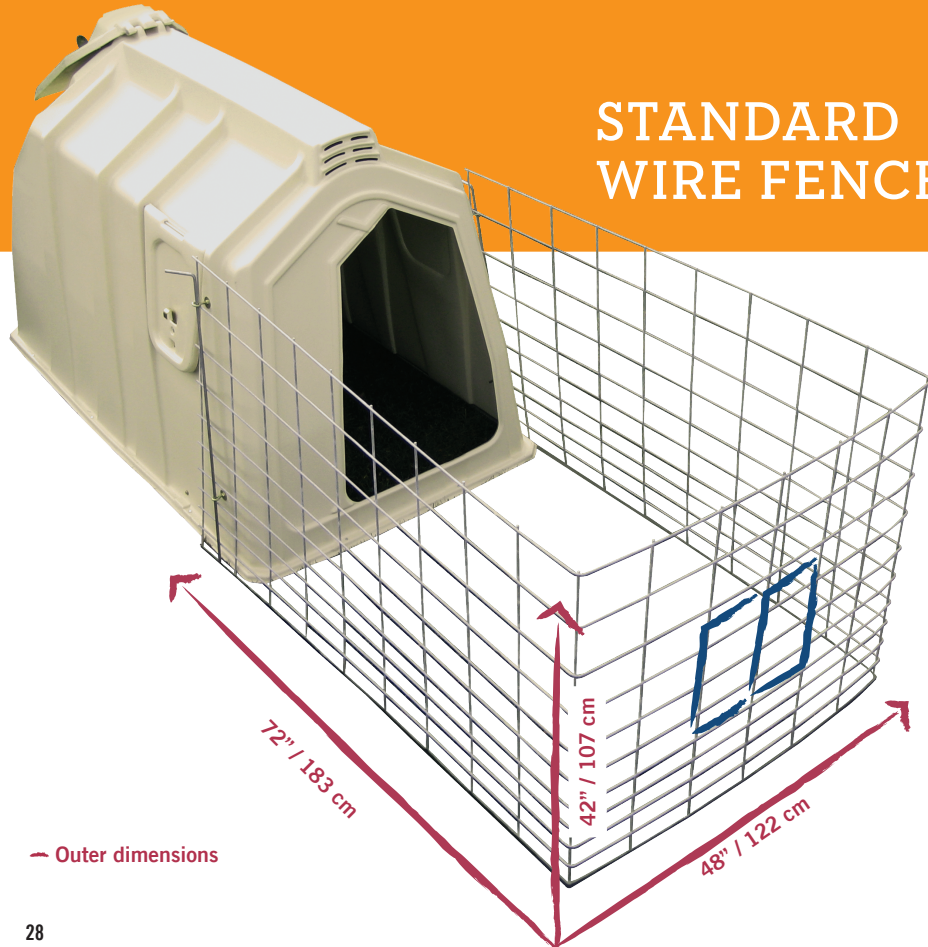
For more information about Calf-Tel® Accessories visit our website or talk to your local distributor.

www.Calf-Tel.com



CALF-TEL[®] FENCES


FOR CALF-TEL[®] O-SERIES



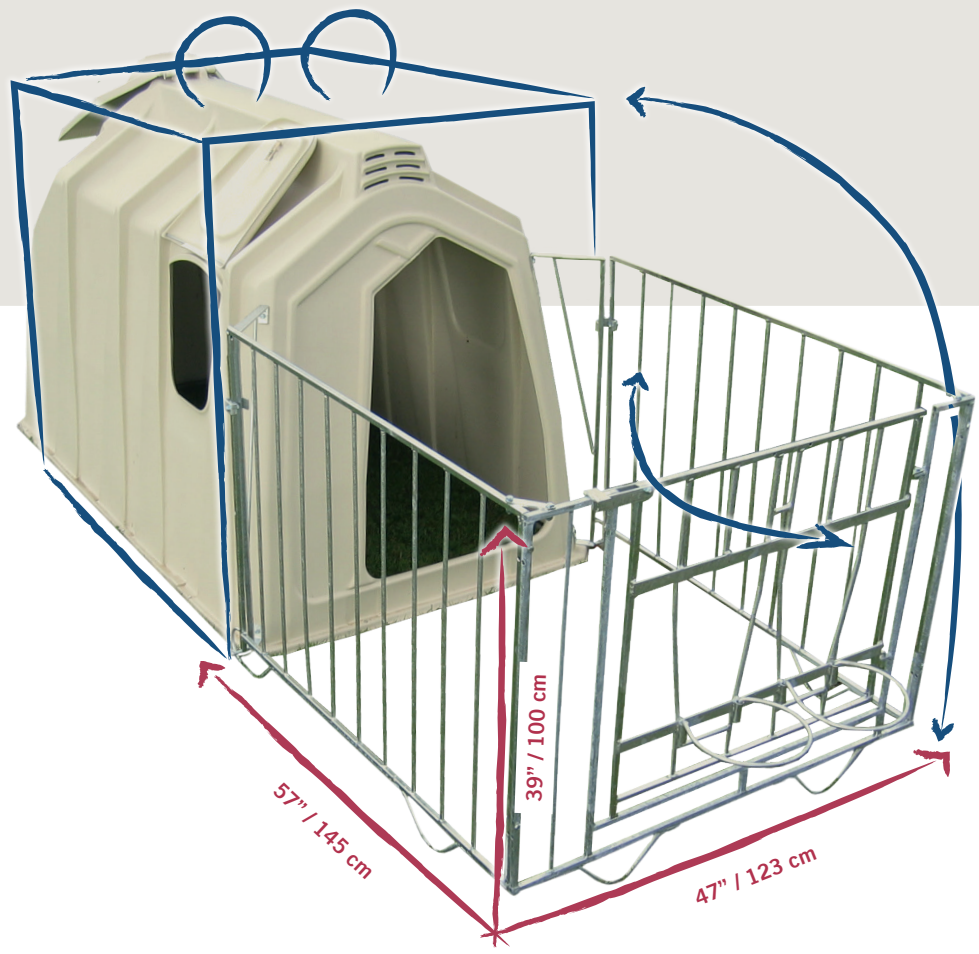
STANDARD
WIRE FENCE



Available with or without
feed openings.
Crafted of ¼" diameter
hot dip galvanized steel.




CALF-TEL® COMFORT FENCE



CALF-TEL[®] FENCES

FOR CALF-TEL[®] GROUP HOUSING

COMFORT FENCE



Optional milk bar, height-adjustable, for 5 nipple pails and stainless steel trough with drain valve (can also be retrofitted).



210 lbs. / 105 kg



Ten Year Limited Warranty

10 Year Limited Warranty on all housing systems:

Calf-Tel® O-Series: 20/64 (ECO), 24/74 (Pro II, Deluxe II), 35/85 (XXL)

Calf-Tel® I-Series: 16/44 (Maternity-Pen), 19/54, 22/64, 26/74, 30/84 (Pen-System)

Calf-Tel® Group Housing: 54/98 (MultiMax)

Calf-Tel® Special Order Products: 14/53 (Compact), 20/64 EFI, 17/54 (ECS)

Made by  **HAMPPEL**

Hampel – Manufacturer of Calf-Tel® Products.

Hampel is a diversified plastics manufacturer located in Germantown, Wisconsin. Founded in 1976 by Lance T. Hampel, specializing in heavy gauge, deeply drawn thermoformed plastics that are sold on a proprietary and custom basis.

Calf-Tel® USA Corporate Office

W194 N11551 McCormick Drive
Germantown, Wisconsin 53022
www.Calf-Tel.com
(800) 558-8558
+1 262 255-4540
E-Mail: sales@Calf-Tel.com

Calf-Tel® Europe

Hindenburgstr. 9
89610 Oberdischingen
Deutschland
www.Calf-Tel.com/de
+49 (0)7305 926 780
E-Mail: Calf-Tel@HampelGmbH.com

International Distribution:

For a complete list of international distribution partners, visit our website.

www.Calf-Tel.com



HEART MEETS SMART



www.Calf-Tel.com